

How to guide for the Juice Cube Dispenser

Juice Cube products are supplied in 2 x 5 litre bag in box (with tap). Ambient storage of up to 9 months. Once opened the product must be kept chilled (use ice packs during service and refrigerate out of service). Once opened and chilled the product has a 5 day shelf life.




1

Remove lid to enable juice to be placed inside.



2

Place juice into cube.




3

Position tap on juice in to the grooved recess at the front of the cube.




4

Place ice packs either side of the juice bag.



5

Position the lid securely back on the base of the cube.



6

Open juice by pulling perforated tab off tap.



7

Affix the interchangeable display fascia to the front of the cube.



8

Juice Cube is now ready for use.